

STATEMENT SHOWING SHAREHOLDING PATTERN

the Company: VALLEY MAGNESITE CO. LTD.
 Code Name of the Scrip
 Ended: 30/09/2015

Class of security:

Page: 1

paid-up shares: - No. of partly paid-up shares As a % of total no. of partly paid-up shares As a % of total no. of shares of the company

/promoter

public
D

ing convertible securities: - No. of outstanding securities As a % of total no. of outstanding convertible securities As a % of total no. of shares of the company, assuming full conversion of the convertible securities

/promoter

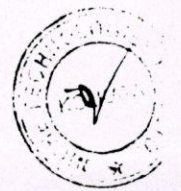
public
E

5 - No. of warrants As a % of total no. of warrants As a % of total no. of shares of the company, assuming full conversion of warrants

/promoter

public
F

aid-up capital company, 1050000
 } full
 on of
 s and
 ble securities



Category Code	Category of Shareholders	Number of shareholders	Total number of shares	Number of shares held in Demat Form	As a % of (A+B)	As a % of (A+B+C)	Number of Pledged shares	As a percentage
(i)	(ii)	(iii)	(iv)	(v)	(vi)	(vii)	(viii)	(ix)=(viii/iv*100)
(A)	Total Shareholding of Promoter & Promoter Group							
(1)	Indian							
(a)	Individual/HUF	3	287500	287500	27.381	27.381	Nil	Nil
(b)	Central Govt. / State Govt.	Nil	Nil	Nil	Nil	Nil	Nil	Nil
(c)	Bodies Corporate	Nil	Nil	Nil	Nil	Nil	Nil	Nil
(d)	Fin. Institutions / Bank	Nil	Nil	Nil	Nil	Nil	Nil	Nil
(e)	Any Other	Nil	Nil	Nil	Nil	Nil	Nil	Nil
	Sub-Total of (A)(1)	3	287500	287500	27.381	27.381	Nil	Nil
(2)	Foreign							
(a)	Individuals (NRIs/Foreign)	Nil	Nil	Nil	Nil	Nil	Nil	Nil
(b)	Bodies Corporate	Nil	Nil	Nil	Nil	Nil	Nil	Nil
(c)	Institutions	Nil	Nil	Nil	Nil	Nil	Nil	Nil
	Qualified Foreign Investors	Nil	Nil	Nil	Nil	Nil	Nil	Nil
	Any Other	Nil	Nil	Nil	Nil	Nil	Nil	Nil
	Sub-Total of (A)(2)	Nil	Nil	Nil	Nil	Nil	Nil	Nil
	Shareholding of Promoter & Promoter Group (A) = A1+A2	3	287500	287500	27.381	27.381	Nil	Nil
(B)	Public Shareholding							
(1)	Institutions							
(a)	Mutual Funds / UTI	Nil	Nil	Nil	Nil	Nil	NA	NA
(b)	Fin. Institutions / Banks	Nil	Nil	Nil	Nil	Nil	NA	NA
(c)	Central Govt. / State Govt.	Nil	Nil	Nil	Nil	Nil	NA	NA
(d)	Venture Capital	Nil	Nil	Nil	Nil	Nil	NA	NA
(e)	Insurance Company	Nil	Nil	Nil	Nil	Nil	NA	NA
(f)	Foreign Inst. Investors	Nil	Nil	Nil	Nil	Nil	NA	NA
(g)	Foreign VC Investors	Nil	Nil	Nil	Nil	Nil	NA	NA
(h)	QFI - Corporate	Nil	Nil	Nil	Nil	Nil	NA	NA
(i)	Any Other	Nil	Nil	Nil	Nil	Nil	NA	NA
	Sub-Total (B)(1)	Nil	Nil	Nil	Nil	Nil	NA	NA
(2)	Non-Institutions							
(a)	Bodies Corporate	13	600400	504000	57.181	57.181	NA	NA
	Individuals							
	i. Individual Shareholders Holding Nominal Share Upto Rs. 1 Lakh	1346	162100	Nil	15.438	15.438	NA	NA
	ii. Individual Shareholders Holding Nominal Share greater than Rs. 1 Lakh	Nil	Nil	Nil	Nil	Nil	NA	NA
(c)	QFI - Individual	Nil	Nil	Nil	Nil	Nil	NA	NA
(d)	Any Other	Nil	Nil	Nil	Nil	Nil	NA	NA
	Sub-Total (B)(2)	1359	762500	504000	72.619	72.619	NA	NA
	Total Public Shareholding (B) = (B)(1) + (B)(2)	1359	762500	504000	72.619	72.619	NA	NA
	TOTAL (A)+(B)	1362	1050000	791500	100.000	100.000	Nil	Nil
(C)	Shares held by Custodians And against which DRs have been issued	Nil	Nil	Nil	Nil	Nil	NA	NA
(1)	Promoter and Promoter group	Nil	Nil	Nil	Nil	Nil	NA	NA
(2)	Public	Nil	Nil	Nil	Nil	Nil	NA	NA
	GRAND TOTAL (A)+(B)+(C)	1362	1050000	791500	100.000	100.000	Nil	Nil



VALLEY MAGNESITE CO. LTD.
 (1)(b) Statement showing holding of securities (including shares, warrants, convertible securities) of persons
 belonging to the category [Promoter & Promoter Group] As on 30/09/2015

Sri. Name of the shareholder	Details of Shares Held			Encumbered shares(*)			Details of warrants			Details of Convertible Securities			Total (i)
	Number of Shares held	As a % of grand total (A)+(B)+(C)	Number of Pledged Shares held	As a percentage of grand total (A)+(B)+(C)	As a % of sub-clause (I)(a)	Number of held warrants of the same Class	As a % of total warrants of the same Class	Number of convertible securities held	Number of convertible securities of the same class	As a % of total convertible securities of the same class	Number of convertible securities of the same class	Number of convertible securities of the same class	Number of convertible securities of the same class
(ii)	(iii)	(iv)	(v)	(vi)=(v)/(iii)*100	(vii)	(viii)	(ix)	(x)	(xi)				
1. ARUN KUMAR AGARWALLA	19600	1.867	0	0.000	0.000	0	0.000	0	0.000	0	0.000	0	0.000
2. ARUN KUMAR AGARWALLA	161900	15.419	0	0.000	0.000	0	0.000	0	0.000	0	0.000	0	0.000
3. SUDHA AGARWALLA	106000	10.095	0	0.000	0.000	0	0.000	0	0.000	0	0.000	0	0.000
TOTAL	287500	27.381	0	0.000	0.000	Nil	Nil	Nil	Nil	Nil	Nil	Nil	Nil



VALLEY MAGNESITE CO. LTD.

(17)(c)(i) Statement showing holding of securities (including shares, warrants, convertible securities) of persons belonging to the category [PUBLIC] and holding more than 1.000(%) of the total number of shares as on 30/09/2015


Sl. Name(s) of the shareholder	Number of Shares held	Shares as a percentage of total number of shares (i.e., Grand Total (A)+(B)+(C) indicated in Statement at para (I)(a) above)	Details of Warrants		Details of Convertible Securities		Total (inc unde shares full of war conv securi a % of share
			Number of Warrants held	As a % of total number of warrants of the same Class	Number of convertible securities held	%w.r.t. total number of convertible securities of the same class	
1. DHANVERDHI EXPORTS LIMITED	245000	23.333	0	0.000	0	0.000	0.000
2. SHARP TRADE & HOUSING PVT. LTD.	15000	1.429	0	0.000	0	0.000	0.000
3. SWAGTAM DISTRIBUTORS PRIVATE LIMITED	112000	10.667	0	0.000	0	0.000	0.000
4. VIDYUT DEALERS PRIVATE LIMITED	147000	14.000	0	0.000	0	0.000	0.000
TOTAL	519000	49.429	Nil	Nil	Nil	Nil	Nil



VALLEY MAGNESITE CO. LTD.

(I)(C)(ii) Statement showing holding of securities (including shares, warrants, convertible securities) of persons (together with persons belonging to the category [PUBLIC] and holding more than 5.000(%) of the total number of shares of the company as on 30.04.2014

Srl. Name(s) of the shareholder and the Persons Acting in Concert (PAC) with them	Number of Shares held	Shares as a percentage of total number of shares (i. e., Grand Total (A)+(B)+(C) indicated in Statement at para (I)(a) above)	Details of Warrants		Details of convertible Securities		Total shares (including underlying shares assumed full conversion of warrants convertible securities a % of diluted share capital)
			Number of Warrants held	As a % of total warrants of the same Class	Number of convertible securities held	% w. r. t. total number of convertible securities of the same class	
1. DHANVERDHI EXPORTS LIMITED	245000	23.333	0	0.000	0	0.000	23.333
2. SWAGTAM DISTRIBUTORS PRIVATE LIMITED	112000	10.667	0	0.000	0	0.000	10.667
3. VIDYUT DEALERS PRIVATE LIMITED	147000	14.000	0	0.000	0	0.000	14.000
TOTAL	504000	48.000	Nil	Nil	Nil	Nil	48.000




VALLEY MAGNESITE CO. LTD.

(I)(d) STATEMENT SHOWING DETAILS OF LOCKED-IN SHARES AS ON 30/09/2015

Page: 1

Sr1. Name(s) of the Shareholder	Category of Shareholders (Promoter/ Public)	Number of Locked-in Shares	% to Total
1.		Nil	Nil



VALLEY MAGNESITE CO. LTD.

(II)(a) STATEMENT SHOWING DETAILS OF DEPOSITORY RECEIPTS (DRs)

Page: 1

Srl.	Type of Outstanding DR (ADRs, GDRs, SDRs, etc)	Number of Outstanding DRs	Number of Shares underlying outstanding DRs	Shares underlying Outstanding DRs as a Percentage of total number of shares (ie. Grand total(A)+(B)+ (C) indicated in Statement at para (I)(a) above)
------	---	---------------------------------	---	--

1. Nil

Nil

Nil

Nil




VALLEY MAGNESITE CO. LTD.

(II)(b) STATEMENT SHOWING DETAILS OF DEPOSITORY RECEIPTS (DRs), WHERE UNDERLYING SHARES HELD BY 'PROMOTER/PROMOTER GROUP' ARE IN EXCESS OF 1% OF THE TOTAL NO. OF SHARES

Page: 1

Sl. No.	Name of the DR Holder	Type of outstanding DR (ADRs, GDRs, SDRs, etc.) DRs	Number of Shares Underlying outstanding DRs	Shares underlying Outstanding DRs as Percentage of total number of shares (ie. Grand total(A)+(B)+(C) indicated in statement at para (I)(a) above
1.	Nil	Nil	Nil	Nil
2.	Nil	Nil	Nil	Nil
TOTAL		Nil	Nil	Nil



For VALLEY MAGNESITE CO. LTD.

[Handwritten Signature]
Managing Director